


PERFORMING A MANUAL UPDATE OF YOUR DIGITAL ROAD MAP ROUTE.



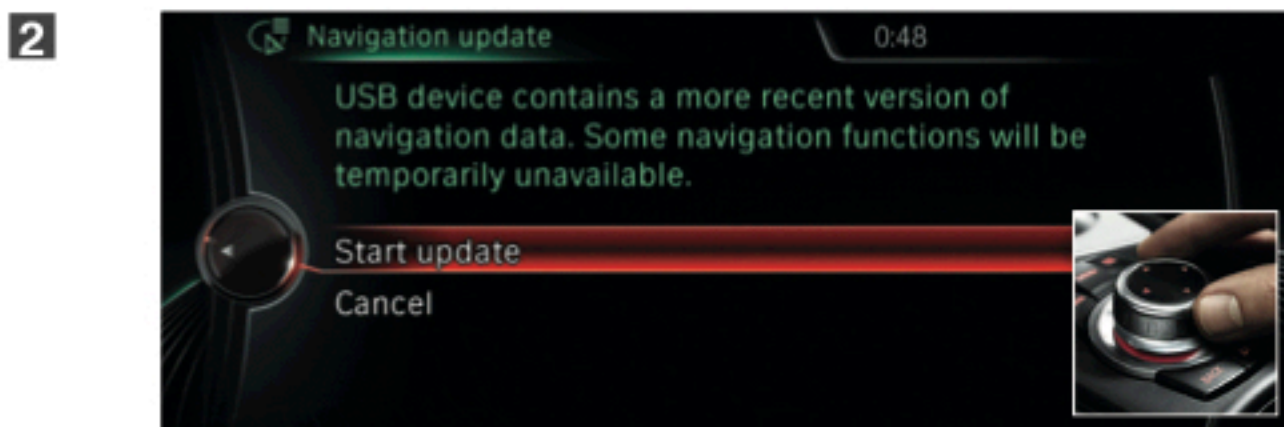
MAP-UPDATE-PROCESS ROUTE



Connect the **32GB USB stick** to the system. The screen display automatically changes to the navigation update mode.



Select **OK** to confirm your entry. The update procedure will start.



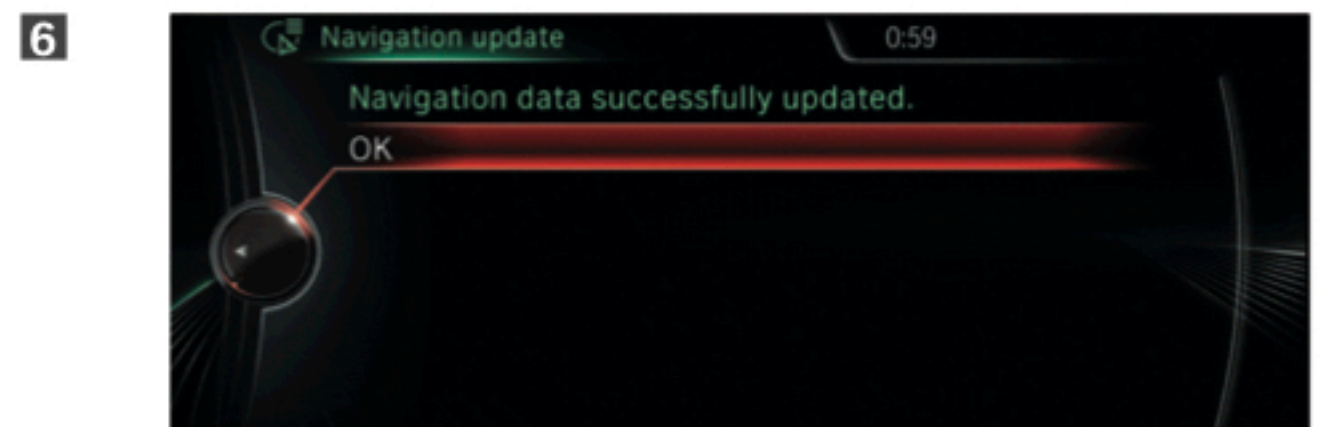
Use the **iDrive controller** to select and activate the **Start update** option in the display.



The map data will now be updated as your journey continues. Your navigation system's basic functions continue to operate normally during this procedure. Please leave the USB stick inserted until the end of the update process.



Enter the 20-character **activation code** using the **iDrive controller**. The activation code **does not contain** the digits "0" and "1" in order to prevent confusion with the letters "O" and "l".



The complete update procedure may last for **between 30 and 90 minutes**. Following successful installation of the update, **the system will automatically reboot**. This completes the update procedure.